

# TimeBack

## Workbook for ages 11+



## IN THIS WORKBOOK

Let's explore the temporary exhibition, *TimeBack*.

In this room you will discover historic photographs that showcase the history, heritage and culture of the Cayman Islands through the camera lens.

You will see scenes from Cayman's past, including family life, community events, the natural landscape and traditional architecture.

Let's begin!

Your Name Here:



# History of Photography

Photography is the art of recording an image via light on a light-sensitive material. The earliest form of this technology was the camera obscura, a dark room or box with a hole in one wall through which light could project an image on the opposite wall.

The English word 'photography' comes from the Greek words, 'photos' (light) and 'graphien' (to draw).

The oldest known photograph was taken by French inventor Joseph Nicéphore Niépce in 1826 using a camera obscura fitted with a pewter plate. It was called "View from the Window at Le Gras".



Joseph Nicéphore Niépce, *View from the Window at Le Gras*, 1826.

The Daguerreotype was one of the first photographic processes, announced in 1839 by Frenchman, Louis Jacques Mande Daguerre. The photographic image is formed on a highly polished metal plate, usually copper coated with silver.



Daguerreotype

# Centering and Symmetry




**Centering** and **symmetry** are photography techniques that involve placing the subject in the center of the photo, and this creates a sense of balance.

**COMPLETE THE TURTLE USING SYMMETRY.**

# Photographing Composition on Film

In photography, the **golden ratio** can be used to create balanced pleasing compositions. This is achieved by dividing the frame into thirds, both horizontally and vertically, and placing the subject of the image at the intersection points of the lines.







**DRAW A SCENE WITH THE GOLDEN RATIO IN MIND ON THE FILM.**



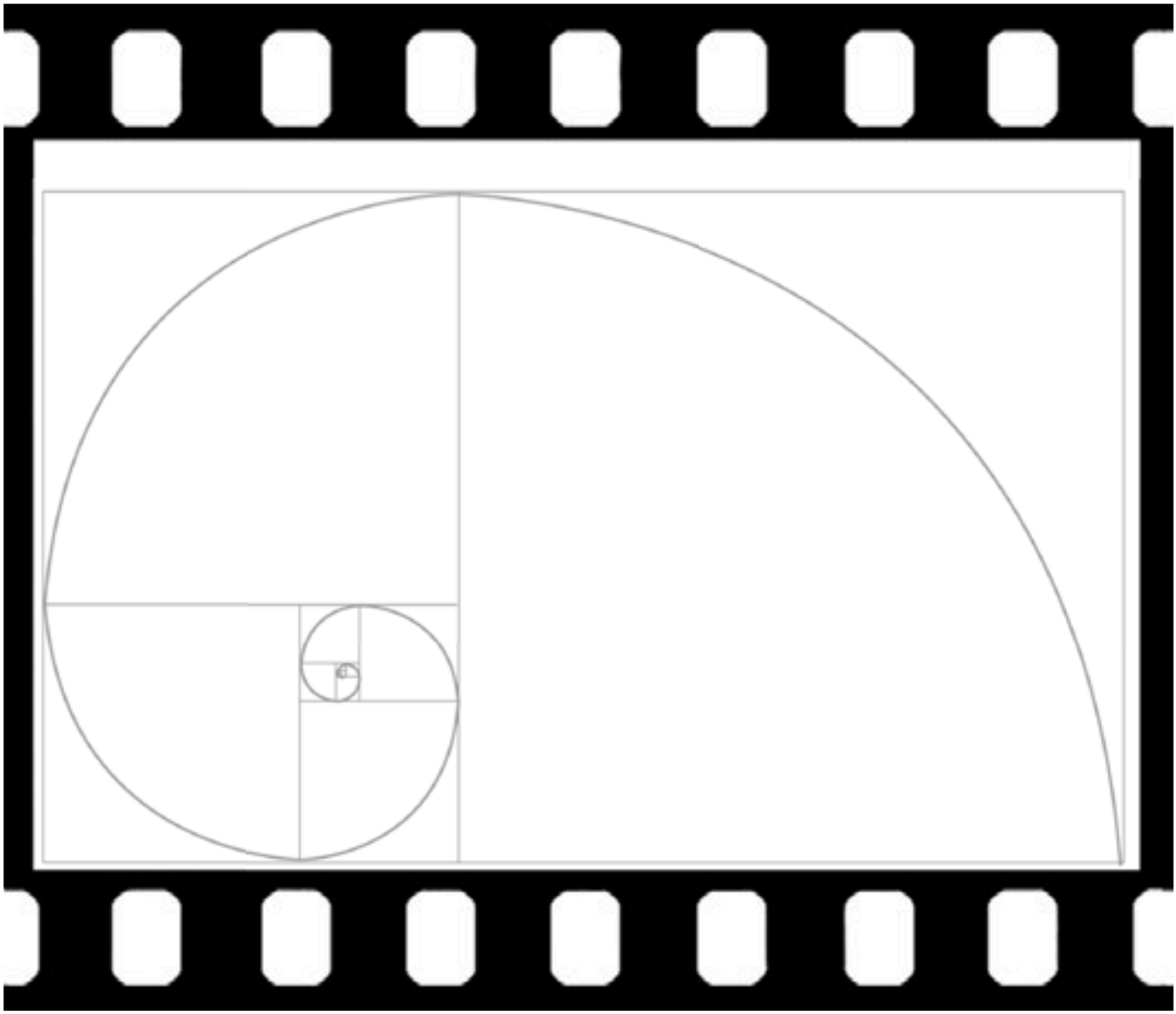

# Keeping Memories



Photography is a good way of recording memories...
Photos help ground you in the moment they are made

**Make your own scrapbook and write and your favorite memories below.**

YOUR FAVOURITE PLACE

SELF PORTRAIT

# Negative Space



**Negative space** draws attention to the subject of your photo by leaving blank spaces in the frame around your subject. This helps the viewer focus on what's important in your photograph.

**RECREATE THE CATBOAT DRAWING TO CREATE NEGATIVE SPACE.**



**CREATE YOUR OWN!**

# A Picture Is Worth A Thousand Words

Choose a photo from the **Cultural Icons** section and write down what you think is happening in the image.